

Product overview

EN

**New air
for the future.**



Air is inseparably linked to our well-being: we say we wish for a change of air when we are looking for something new, we go out for a breath of fresh air to clear our minds and we take a deep breath each time we are about to make an important decision.

Here at **Rhoss**, we know it well. Since 1968 we have been committed to bringing perfectly **air-conditioned, heated, regenerated and clean air into public spaces, as well as private ones** in order to increase the perception of being in place that is welcoming, enjoyable to stay and good to live in.

We do so by designing air conditioning and treatment systems that always put people's needs first through a conscious approach, which identifies **comfort as the virtuous combination of research, technology, quality and energy efficiency.**



NIBE GROUP MEMBER

NIBE

In 2019, we became part of the **NIBE Group**, historic player in the high-end eco-friendly Climate Solutions sector. Born in Sweden, a country at the forefront of environmental and social sustainability issues, NIBE is recognized around the world for its attention to the **reduction of gas emissions and a better use of energy**, in addition to its forward-looking value code, which over time has generated a strong business culture and a sense of belonging for its more than 20,000 employees. Including us.

Becoming part of this international group has given us **new energy to grow in research and development and technology**, renewing our enthusiasm and commitment for the challenges of tomorrow. Because yes, **our future is in the air.**



**Climate
comfort,
everywhere.**



With this perspective, our solutions - chillers, heat pumps, multi-purpose systems, fan coils and air handling units - fully meet the requirements of the most modern Green Buildings, which have now become the international standard and essential for those operating in our sector.

We design systems for air conditioning, heating and air treatment, always focusing on people's needs and well-being without compromising on the **sustainability** and **energy efficiency** of the systems.

Ranging from residential to commercial, we have developed a greater know-how in the **creation of complete and customisable systems for the Hospitality, Hospital & Medical, Schools and Office Building sectors:** buildings designed to accommodate people, workers or technologies, where it is essential to ensure performance and reliability both in the design stage and the one following installation.

Product range

CHILLERS & HEAT PUMPS

from 5 to 30 kW

Units with **hermetic rotary DC inverter compressors technology**
for residential application



from 18 to 1300 kW

Units with **scroll compressors**
Units with **scroll inverter technology**



from 200 to 2000 kW

Units with **stepless screw compressors**
Units with **screw inverter technology**



from 267 to 1100 kW

Units with **centrifugal oil-free compressors**



EXP SYSTEM

from 33 to 1300 kW

Based on **multi-purpose system** to satisfy cold and hot water demands simultaneously or independently with a single unit



CONDENSING UNITS

from 16 to 163 kW

Units with **scroll compressors** dedicated to split type installations



FAN COILS & TERMINALS


from 55 to 3900 m³/h



AIR HANDLING TERMINALS & HEAT RECOVERY UNITS

from 150 to 16500 m³/h

Ductable air handling terminal unit and fresh air terminal units with heat recovery.



AIR HANDLING UNITS, DEHUMIDIFIERS

from 800 to 105000 m³/h

Modular and Custom

Air Handling Units for civil, commercial and industrial uses. Dehumidifiers for indoor pools.



Product overview



Features	Webcode	Type of refrigerant	Cooling only	Heat pump	Inverter	Compressor	Cooling capacity (kW)	Heating capacity (kW)	RANGE						
									0 ÷ 17,5 kW	17,5 ÷ 100 kW	101 ÷ 350 kW	351 ÷ 500 kW	501 ÷ 700 kW	701 ÷ 900 kW	901 ÷ 1200 kW



CHILLERS - HEAT PUMPS















AIR-COOLED - AXIAL FANS										
Electa-ECO		EE001	R32	•	•		4÷13 kW	6÷15,5 kW		
Electa-ECOS-B		EESB1	R32	•	•		3,2÷6,5 kW	4÷9,5 kW		
Electa-ECOS.2-B <small>NEW</small>		EESB2	R32	•	•		11,3÷11,6 kW	14,5÷16,1 kW		
Electa-ECOS-B-IN <small>NEW</small>		EES1 EESB1	R32	•	•		3,1÷6,5 kW	4÷9,5 kW		DHW capacity: 150 l +150l
Electa-ECOS-T		EEST1	R32	•	•		3,1÷6,5 kW	4÷9,5 kW		Capacity DHW: 185 l
Electa-SAN Plus <small>NEW</small>		ESW02	R134a	•						DHW capacity: 200-300 L
ElectaMAXI-ECO <small>NEW</small>		EEM01	R32	•	•		17÷29,5 kW	18÷30 kW		
MidiPACK-I		CYI02	R410A	•	•		18,8÷29,3 kW	20÷30,4 kW		
MidiPACK-I ECO		MDI12	R32	•	•		29,5÷55,2 kW	32,4÷58,8 kW		
MidiPACK-I		CYI12	R410A	•	•		37,4÷62,6 kW	40,2÷71 kW		
POKER-PI <small>NEW</small>		PKI07	R290	•			41,8÷166,3 kW	47,5÷190,9 kW		
EasyPACK-I ECO <small>NEW</small>		EAI02	R32	•	•		67÷127,7 kW	70,3÷127,3 kW		
EasyPACK-I		EAI01	R410A	•	•		67,1÷130,4 kW	71,2÷134,6 kW		
Compact-Y NF Plus		CYP11	R410A	•			15,5÷26,6 kW	16,6÷30,4 kW		
Compact-Y SM		CY031	R410A	•			22,7÷29 kW	23,5÷34 kW		
Compact-Y MD		CY011 CY021	R410A	•	•		32,3÷64,6 kW	37,8÷68,3 kW		
POKER-P <small>NEW</small>		PK017	R290	•			44,8÷178,3 kW	47,4÷190,5 kW		
POKER		PK001	R410A	•			28,8÷115,2 kW	33,8÷135,2 kW		
EasyPACK ECO		EAS02	R32	•	•		69,4÷153,7 kW	75,2÷152,3 kW		
EasyPACK		EAS01 EAS11	R410A	•	•		63,7÷144,4 kW	70,3÷151,7 kW		
WinPACK ECO		WKE12	R32	•	•		147,7÷356,6 kW	159,3÷347,4 kW		
WinPACK HE-A		WKE11	R410A	•	•		91,6÷345 kW	110,5÷357 kW		
WinPACK SE		WK011	R410A	•	•		97,6÷328,6 kW	109,5÷354,6 kW		
WinPACK-R HE-A		WKE21	R410A	•			221,4÷372 kW			
WinPACK-R SE		WK021	R410A	•			214,2÷345,7 kW			
WinPOWER ECO		WPE05 WPE15	R454B	•	•		349,7÷910,5 kW	368,3÷802,5 kW		
WinPOWER ECO TWIN <small>NEW</small>		WPE25	R454B	•	•		859,3÷1309,2 kW	868,7÷1308,8 kW		
WinPOWER HE-A		WPE11	R410A	•	•		354,2÷916,8 kW	383,3÷698,9 kW		
WinPOWER SE		WP011	R410A	•			359,8÷861,8 kW			

Product overview

Features	Webcode	Type of refrigerant	Cooling only	EXP system	Inverter	Compressor	Cooling capacity (kW)	Heating capacity (kW)	RANGE									
									0 + 17,5 kW	17,5 ÷ 100 kW	101 ÷ 350 kW	351 ÷ 500 kW	501 ÷ 700 kW	701 ÷ 900 kW	901 ÷ 1200 kW	> 1201 kW		
 																		






















CHILLERS - HEAT PUMPS

CONDENSERLESS UNITS









Y-Flow E		YFC41	R410A	•			13,7÷36,9 kW										
EasyFLOW ECO E		EFC05	R454B	•			38,6÷170,5 kW										
EasyFLOW E		EFC01	R410A	•													
WinFLOW ECO E		WFC05	R454B	•			166,5÷360,2 kW										
WinFLOW E		WFC01	R410A	•													
Z-Flow E		ZFC01	R134a	•			171,9÷1424,8 kW										

EXP - Multi-purpose systems







AIR-COOLED - AXIAL FANS

EasyPACK-I EXP		EAX01	R410A	•	•		64,4÷125,9 kW	71÷133,2 kW									
Compact-Y EXP MD		CYX21	R410A	•			33,8÷61,6 kW	39,4÷68,3 kW									
EasyPACK ECO EXP		EAX05	R454B	•			67,2÷133,8 kW	71÷136,9 kW									
WinPACK ECO EXP		WKX15	R454B	•			135,7÷333,6 kW	144,3÷351,4 kW									
WinPACK EXP		WKX11	R410A	•			137,7÷339,6 kW	150,3÷372,4 kW									
WinPOWER ECO EXP		WPX05	R454B	•			352,7÷816,5 kW	363,3÷791,5 kW									
WinPOWER ECO EXP TWIN		WPX25	R454B	•			841,3÷1283,2 kW	858,7÷1290,8 kW									

WATER-COOLED

EasyFLOW ECO EXP		EFX05	R454B	•			44,9÷186,6 kW	53,1÷221,5 kW									
EasyFLOW EXP		EFX01	R410A	•													
WinFLOW ECO EXP		WFX05	R454B	•			180÷373,8 kW	200,1÷435,7 kW									
WinFLOW EXP		WFX01	R410A	•													

Condensing units

MCAEBY 115÷130		CUY01	R410A	•			16,4÷31,5 kW										
MCAEBY 233÷2160		CUY11	R410A	•			34,5÷162,6 kW										

System accessories

BOILERS FOR DOMESTIC HOT WATER

KACS		ACCBL															Capacity DHW: 200-300-500 L
------	---	-------	--	--	--	--	--	--	--	--	--	--	--	--	--	--	-----------------------------

THERMAL FLYWHEEL

KSI		ACCSB															Capacity: 25-50-100-200 L
-----	---	-------	--	--	--	--	--	--	--	--	--	--	--	--	--	--	---------------------------

Features



Webcode	Type of refrigerant	Cooling only	Heat pump	Inverter	Compressor	Cooling capacity (kW)	Heating capacity (kW)	RANGE							
								0 ÷ 5 Kw	6 ÷ 10 Kw	11 ÷ 15 Kw	16 ÷ 20 Kw	21 ÷ 25 Kw	26 ÷ 30 Kw	31 ÷ 35 Kw	> 36 Kw

Fan coils

FLOOR, CEILING, RECESSED WALL OR FALSE CEILING INSTALLATION

BRIO-I SLIM		BRIS1				1÷4 kW	1,4÷5,5 kW	
COVER for BRIO-I SLIM		BRIS1				1÷4 kW	1,1÷4,6 kW	
YARDY-I EV3		YARI3				1,9÷8,4 kW	2,5÷11,8 kW	
YARDY EV3		YARV3				1÷8,3 kW	1,4÷11,7 kW	
COVER for YARDY		YARV3 YARI3				1,8÷4,8 kW	2,3÷5,8 kW	

DUCTED INSTALLATION

YARDY-ID2		YAI2				3÷6,3 kW	3,9÷8,7 kW	
YARDY-DUCT2		YADC2				1,9÷5,7 kW	2,4÷7,2 kW	
YARDY-HP		YAHP1				7÷19,8 kW	9,9÷29,6 kW	

FALSE CEILING BOXES

DIVA-I		DIV1				2,7÷10,7 kW	3,4÷12,7 kW	
DIVA-XLI DIVA-XLI SWING		DIX1 DIXS1				12,6÷15,1 kW	13,4÷16,4 kW	
DIVA		DIVA1				1,9÷10,9 kW	2,6÷14 kW	

WALL MOUNTING INSTALLATION

IDROWALL-I NEW		IDRO2				2,2÷4,3 kW	2,4÷5,1 kW	
IDROWALL-I/V3		IDRO1						



CONTROLS FOR FAN COILS

SLIM-Touch		ACREG						
LIT-Touch		ACREG						
Standard controls		ACREG						

Key

	Rotary compressor		Screw compressor		Scroll compressor		Centrifugal compressor
--	-------------------	--	------------------	--	-------------------	--	------------------------




Product overview

Features	Webcode	Type of refrigerant	Cooling only	Heat pump	Inverter	Compressor	Cooling capacity (kW)	Heating capacity (kW)	RANGE										
 																			

Air handling terminal units and heat recovery units

AIR HANDLING TERMINAL UNITS										
UTNA Platinum		UTAP1						6,4÷70 kW	4,9÷78 kW	
HEAT RECOVERY UNITS										
UTNR-T FRESH 		UTFR1								Air flow rate: 400÷3.300 m³/h
UTNR-A Platinum		UTNR3								Air flow rate: 400÷4.700 m³/h
UTNR-HE Platinum		UTHE3								Air flow rate: 310÷4.250 m³/h
UTNR-HP		UTHP1	R410A							Air flow rate: 350÷4.500 m³/h
Electa-REK		ERK01	R410A							Air flow rate: 200 - 300 - 150/450 m³/h
VMC-E		VMC01								Air flow rate: 250÷1.300 m³/h
CONTROLS FOR TERMINAL UNITS										
Full CONTROLS		VMC01								

Air Handling Units

MODULAR AIR HANDLING UNITS										
ADV Next Air 01÷16		NA001								Air flow rate: 800÷41.000 m³/h
CUSTOM AIR HANDLING UNITS										
ADV Custom 240÷22920		CTCT								Air flow rate: 850÷104.970 m³/h
POOL DEHUMIDIFIERS										
Dry-Pool		DP001 DOM01	R410A							Dehumidification capacity: 8-140 l/h

Management, control and monitoring systems

SYS-TO <small>NEW</small> System Touch Manager & Web APP	Integrated system management	SUVIS
MTM Multi Technology Manager	Chiller management software	MTM01
SIR Rhoss Integrated Sequencer	Chiller management software	SIR01
RHOSS MONITORING: Mobile - Cloud - Real time	Remote monitoring	MON01
RHOSS WEB SERVER	Control and monitoring via ETHERNET	WBS01

Tools

UP TO DATE - Product selection software	
Dry pool - Product selection software	
CTA ADV CUSTOM E NEXT AIR - Product selection software	

Rhoss Solutions

INDOOR AIR QUALITY SOLUTIONS

Air Suite	AIRST
Photocatalytic filter	

VARIABLE FLOW RATE SYSTEMS SOLUTIONS

VPF Variable Primary Flow	
-------------------------------------	--

Key



Rotary compressor



Screw compressor



Scroll compressor



Centrifugal compressor



New air for the future.

RHOSS S.P.A.

Via Oltre Ferrovia, 32
33033 Codroipo (UD) - Italy
tel. +39 0432 911611
rhoss@rhoss.com

RHOSS S.P.A. - France

39 Chemin Des Peupliers
9570 Dardilly - FRANCE
tel. +33 (0)4 81 65 14 06
rhossfr@rhoss.com

RHOSS Deutschland GmbH

Hölzlestraße 23, D
72336 Balingen, OT Engstlatt - Germany
tel. +49 (0)7433 260270
rhossde@rhoss.com

RHOSS Iberica Climatizacion, S.L.

Frederic Mompou, 3 - Pta. 6a Dpcho. B 1
08960 Sant Just Desvern – Barcelona
tel. +34 691 498 827
rhossiberica@rhossiberica.com

rhoss.com

